

Sacramento County Broadband Assessment

29 November 2018



valley vision
Community Inspired Solutions

**California minimum
(AB 1665)**

**6 Mbps download
1 Mbps upload**

FCC Minimum

**10 Mbps download
1 Mbps upload**

**FCC Baseline,
USDA Minimum**

**25 Mbps download
3 Mbps upload**

**MBEP/CCBC
standard, FCC
Above Baseline**








































**100 Mbps download
20 Mbps upload**

FCC Gigabit

**1 gigabit download
500 Mbps upload**



Broadband Speed Standards

	6 down/ 1 up CA legislature min	25 down/ 3 up FCC/USDA baseline	100 down/20up FCC "above baseline"	250 down/20 up CA avg max	1000 down/ 500 up FCC "Gigabit"
MBEP consumer					
MBEP business					
MBEP combined					
North county					
South county					
Monterey					
San Benito					
Santa Cruz					

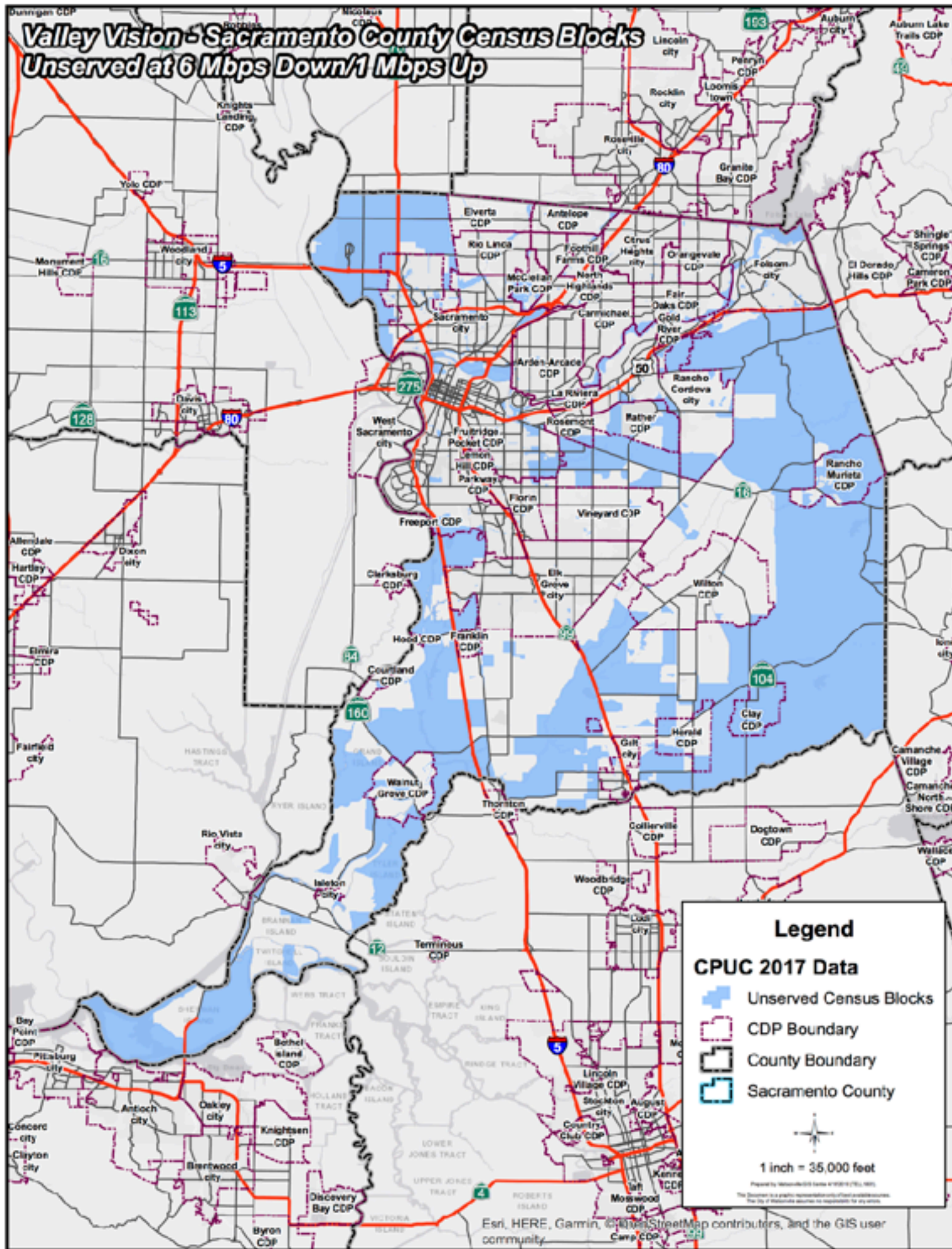
Rural and urban minimum needs the same



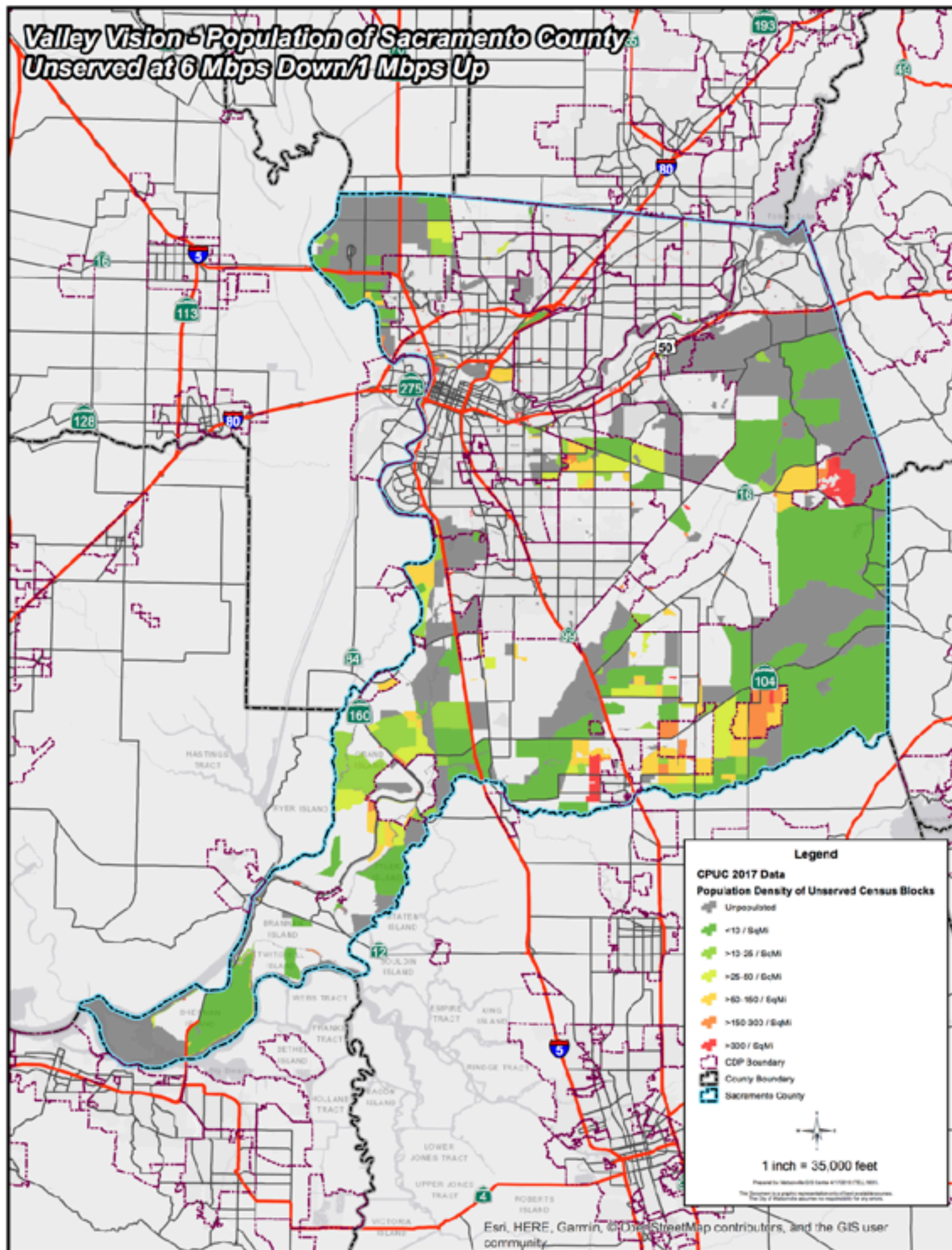
- Consumers comfortable with 100/20, can get by with 25/3.
- Businesses need better, but can get by with 100/20

Minimum speed: 100 Mbps down/20 Mbps up

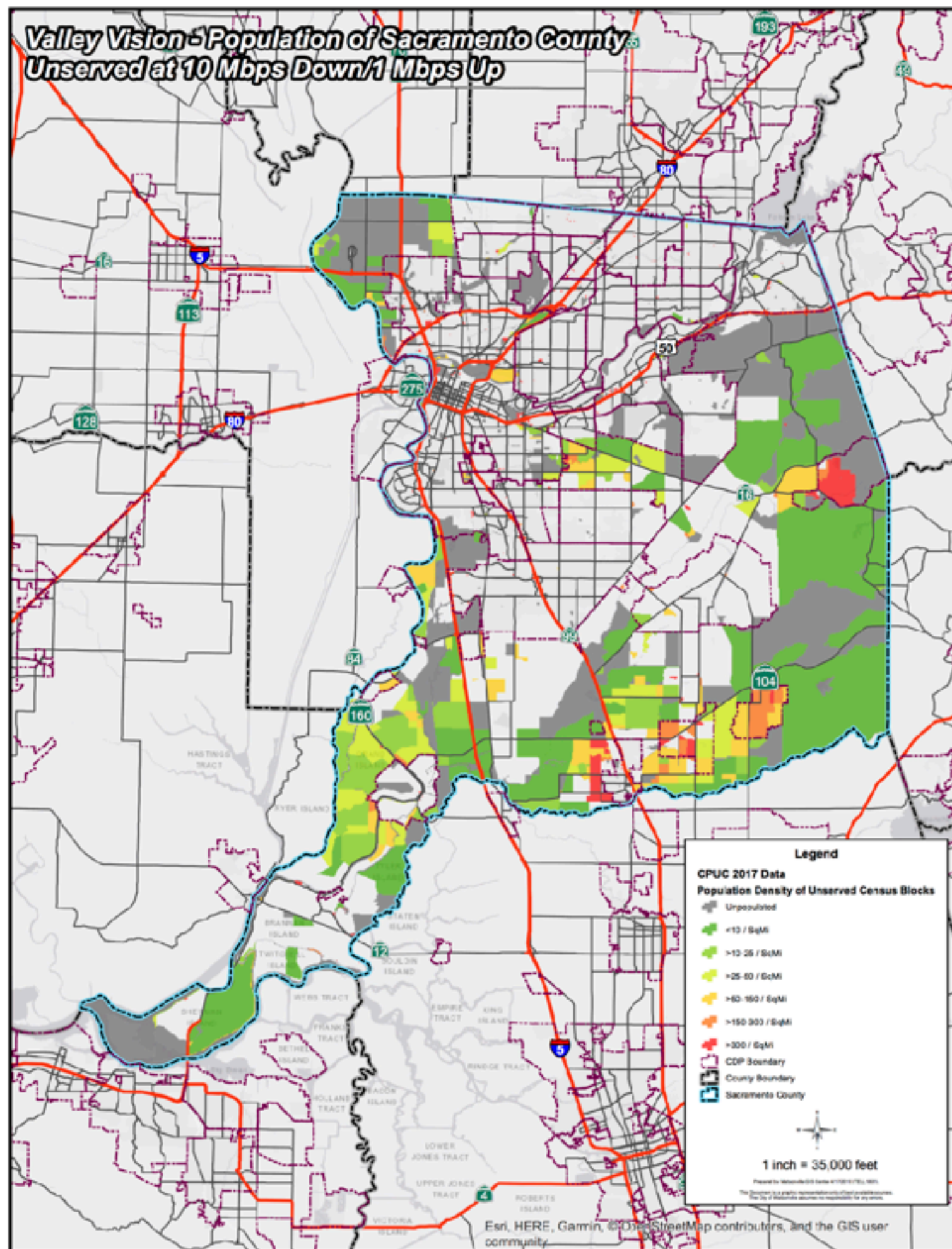
**6 Mbps
download/
1 Mbps
Upload**



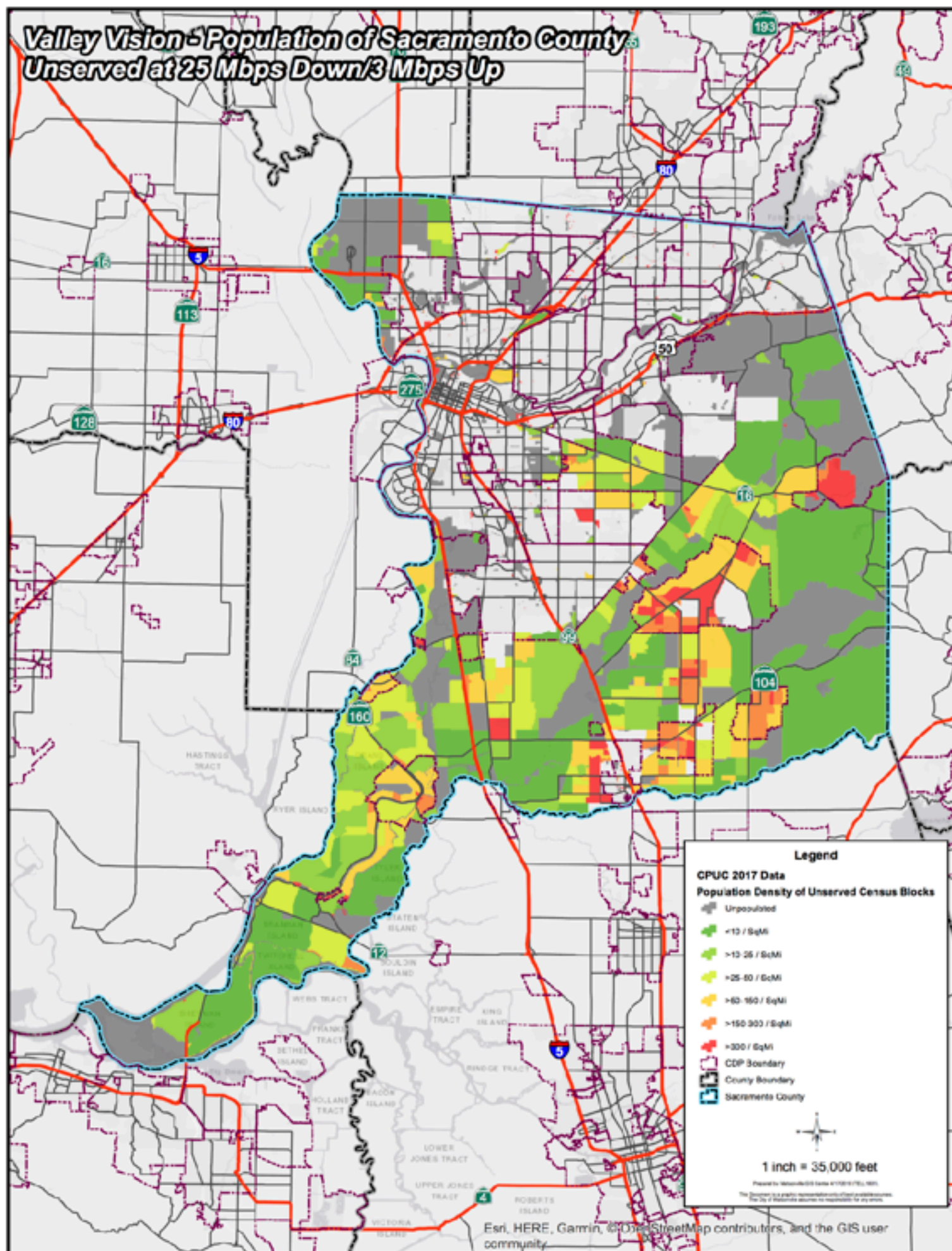
6 Mbps
download/
1 Mbps
Upload



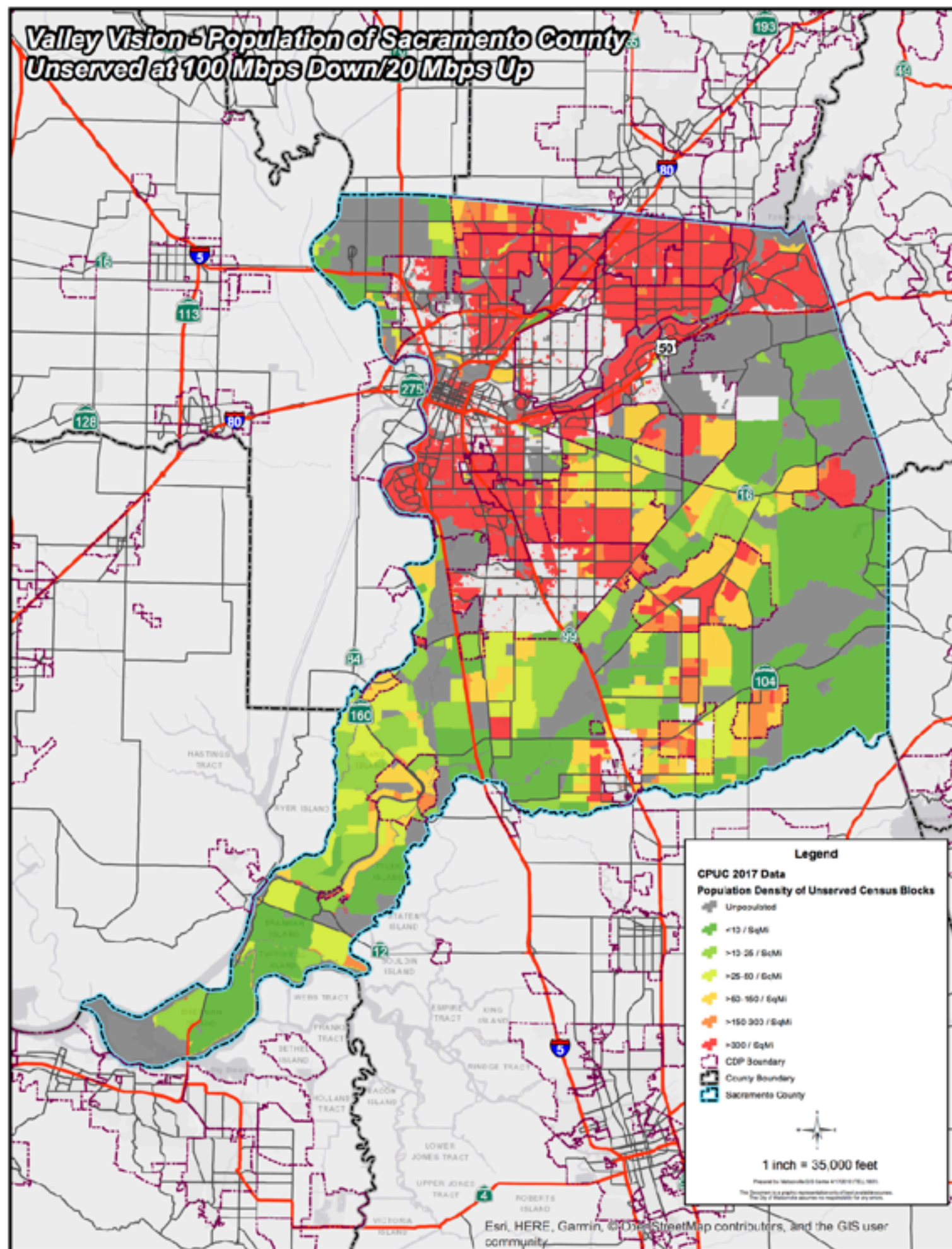
10 Mbps
download/
1 Mbps
Upload



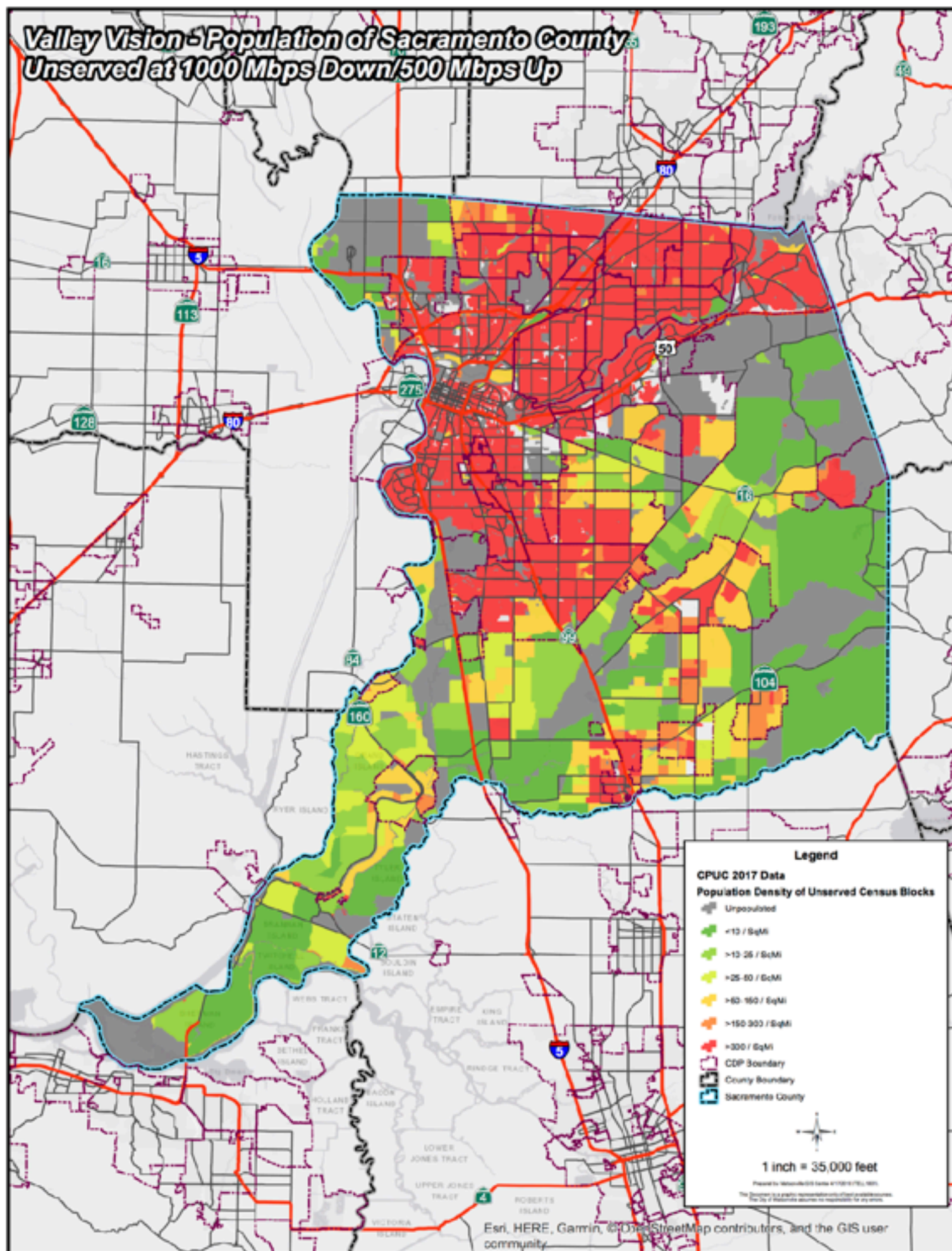
25 Mbps
download/
3 Mbps
Upload



**100 Mbps
download/
20 Mbps
Upload**



1 Gbps
download/
500 Mbps
Upload



- A** At least two primary providers, with one offering FTTP at 1,000 Mbps down/500 Mbps up and, and at 250 Mbps down and 20 Mbps up. Or better.
- B** At least two primary providers, with one at 250 Mbps down/20 Mbps u, and one at 100 Mbps down/20 Mbps up. Or better.
- C** At least two competing primary providers, one at 250 Mbps down/20 Mbps up and one at 30 Mbps down/3 Mbps up. Or better. (Reflects service available to the average Californian.)
- D** At least one primary provider at 25 Mbps down/3 Mbps up (FCC & USDA standard).
- F** No primary provider at 25 Mbps down/3 Mbps up, or no primary wireline service at all.

Infrastructure grades: C is Californian average

- A** At least two primary providers, with one offering FTTP at 1,000 Mbps down/500 Mbps up and, and at 250 Mbps down and 20 Mbps up. Or better.
- B** At least two primary providers, with one at 250 Mbps down/20 Mbps u, and one at 100 Mbps down/20 Mbps up. Or better.
- C** At least two competing primary providers, one at 250 Mbps down/20 Mbps up and one at 30 Mbps down/3 Mbps up. Or better. (Reflects service available to the average Californian.)
- D** At least one primary provider at 25 Mbps down/3 Mbps up (FCC & USDA standard).
- F** No primary provider at 25 Mbps down/3 Mbps up, or no primary wireline service at all.

**Sacramento County 2018 grade is D,
down from C in 2016**

Valley Vision Wireline Infrastructure Grades for Populated Census Blocks in Sacramento County

Legend

CPUC 2017 Data

Wireline Infrastructure Grade

- A
- B
- C
- D
- F

CDP Boundary

County Boundary

Sacramento County

Provisional 2018 Wireline Infrastructure Grading Criteria

A - At least two Consumer Providers, with one at both ends 50 at 1,200,000, and either one at 250,000 or one at 300,000 and one Business Provider with both ends 50.

B - At least two Consumer Providers, with one at 250,000, and either one at 100,000 or one at 300,000 and one Business Provider with both ends 50.

C - Average Consumer Telco & Cable Service
Telco (both ends 10, 11, 12, 50) mid-range VDSL - 300
Cable (both ends 40, 41, 42) 250,000 (greater than 10)

D - At least one Consumer Provider at a maximum of 250

F - No Consumer Provider with a minimum of 250

Unscored Census Blocks are Unpopulated

1 inch = 35,000 feet

Prepared by Watsonville GIS Center 11/20/2018 (TELL1601).

This Document is a graphic representation only of best available sources. The City of Watsonville assumes no responsibility for any errors.

For HERE, Garmin, OpenStreetMap contributors, and the GIS user community

Esri, HERE, Garmin, © OpenStreetMap contributors, and the GIS user community

Sacramento County 2018 Broadband Report Card

	2016	2018	Δ		2016	2018	Δ		2016	2018	Δ
Antelope	B	D	(1.0)	Franklin	F+	F+	0.0	North Highlands	C	D	(1.0)
Arden-Arcade	A-	C-	(1.8)	Freeport	F	F	0.0	Orangevale	D+	D	(0.7)
Carmichael	B-	D+	(1.3)	Fruitridge Pocket	B+	C-	(1.7)	Parkway	C	D	(1.0)
Citrus Heights	C-	D	(0.8)	Galt	C-	D+	(0.2)	Rancho Cordova	C	D	(0.9)
Clay	F	F	0.0	Gold River	C-	D	(0.9)	Rancho Murieta	F	F	0.0
Courtland	F	F	0.0	Herald	F	F	0.0	Rio Linda	D	D	(0.1)
Elk Grove	B	D+	(1.6)	Hood	F	F	0.0	Rosemont	C-	D	(0.9)
Elverta	D-	D-	0.0	Isleton	D	F	(1.0)	Sacramento	C+	D+	(1.1)
Fair Oaks	C-	D	(0.8)	La Riviera	C-	D	(0.8)	Vineyard	C-	D	(0.7)
Florin	C-	D	(0.9)	Lemon Hill	C-	D	(0.8)	Walnut Grove	D-	F	(0.8)
Folsom	C-	D	(0.9)	Mather	C	D	(0.9)	Wilton	D-	F	(0.6)
Foothill Farms	C-	D-	(0.7)	McClellan Park	C+	D+	(0.9)	Rest of Sac County	F+	F+	(0.2)



***What can you do
about it?***

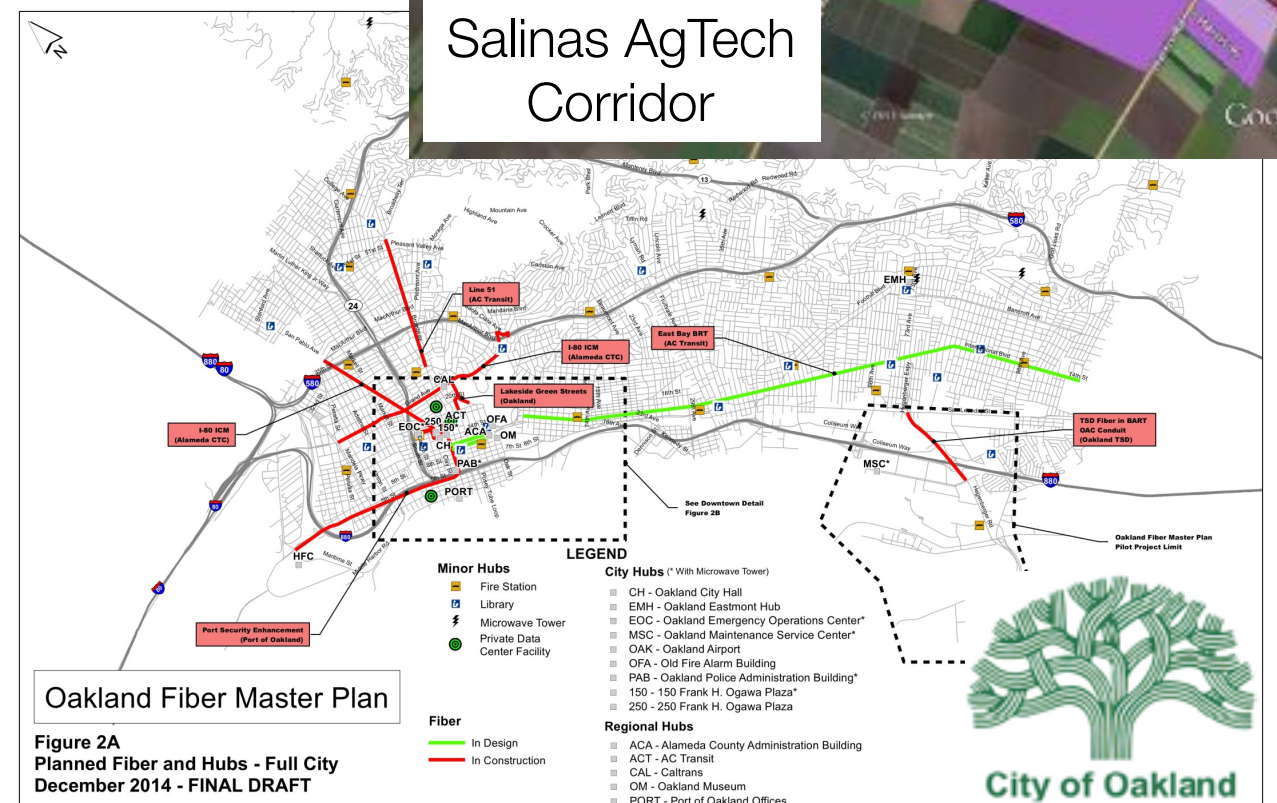
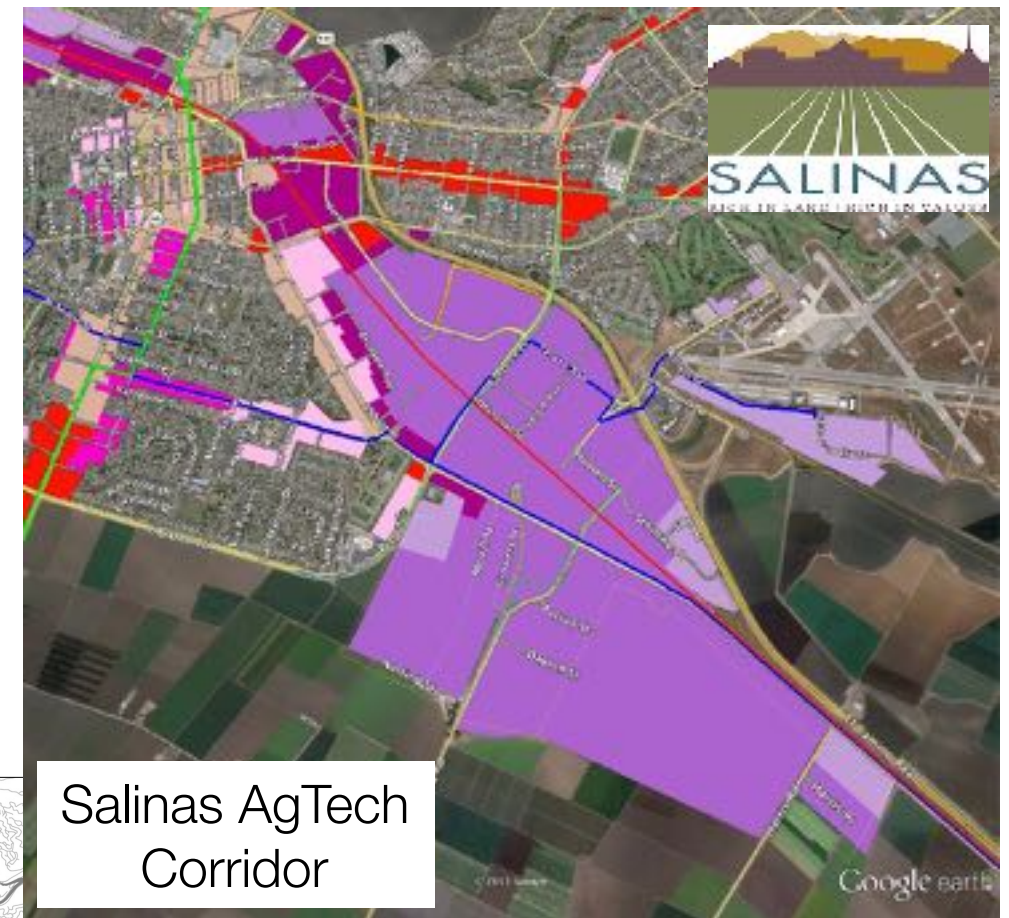
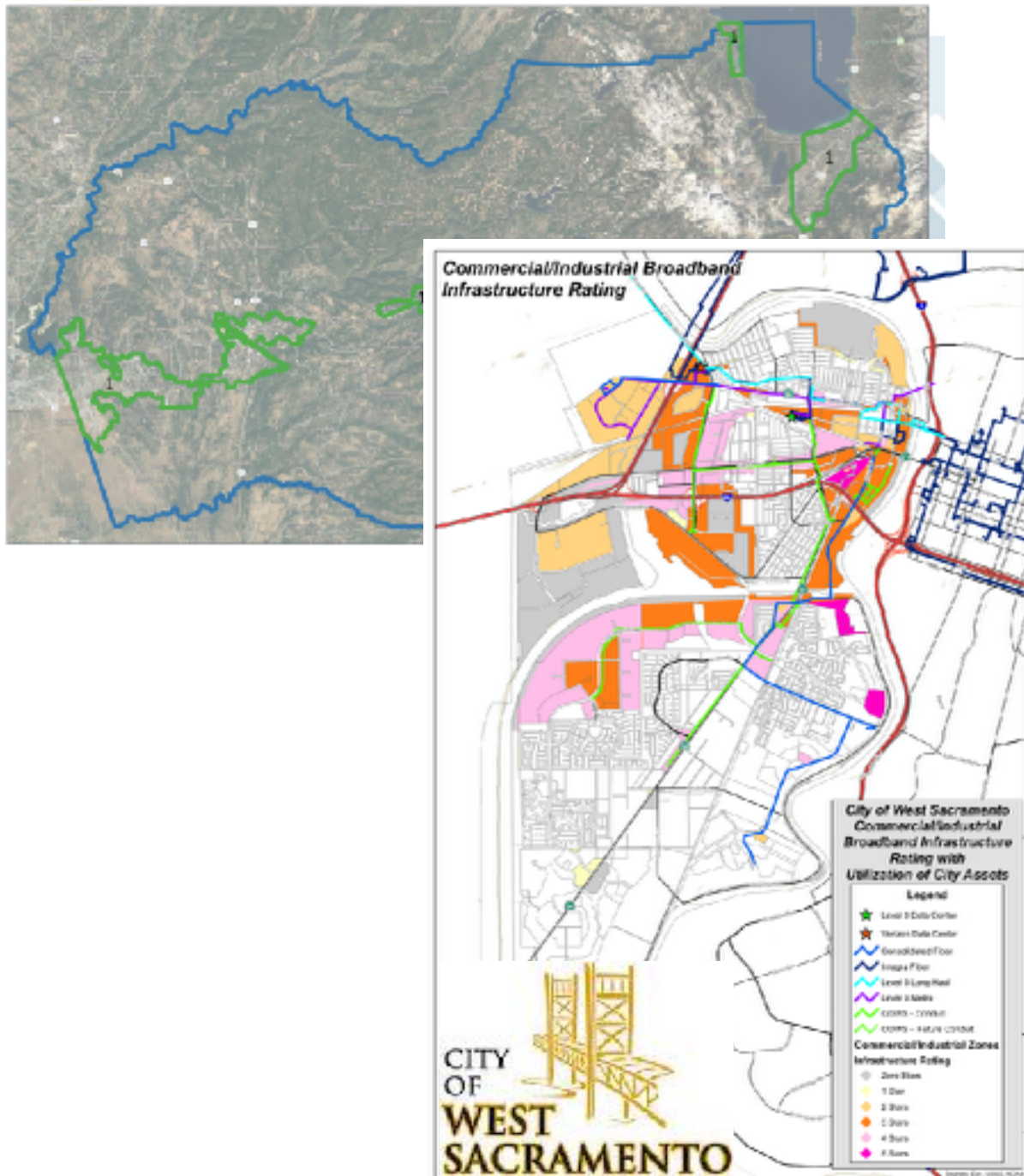

Planning

Policy

Projects

Property

***What can you do
about it?***



Policy

Advocacy, access, adoption

Remove barriers – review permitting

Set standards – broadband is a utility

Encourage development now – ***Dig Once***



Projects

U.S. Economic Development Administration

Public-Private Partnerships

**Non-Broadband Sources - Public Safety,
Transportation, Education, Telehealth**

U.S. Department of Agriculture

California Advanced Services Fund

Federal Communications Commission

Projects

Overbuilders like Surewest are rare

Incumbents protect monopolies/
duopolies, avoid capex

Publicly owned/operated projects work
when properly funded, goal focused

Public-Private partnerships work when
partners are carefully selected



Create competition!

Property

Inventory assets - muni & private

Conduit



IT Infrastructure

Open access and operations

Master leases

GIS

Property



Questions?



Tellus Venture
Associates

Steve Blum
President
steveblum@tellusventure.com
www.tellusventure.com